

Please write clearly in block capitals.

Centre number

Candidate number

Surname \_\_\_\_\_

Forename(s) \_\_\_\_\_

Candidate signature \_\_\_\_\_

# GCSE BIOLOGY

# H

Higher Tier Paper 2H

Monday 11 June 2018

Morning

Time allowed: 1 hour 45 minutes

## Materials

For this paper you must have:

- a ruler
- a scientific calculator.

## Instructions

- Use black ink or black ball-point pen.
- Fill in the boxes at the top of this page.
- Answer **all** questions in the spaces provided.
- Do all rough work in this book. Cross through any work you do not want to be marked.
- In all calculations, show clearly how you work out your answer.

## Information

- There are 100 marks available on this paper.
- The marks for questions are shown in brackets.
- You are expected to use a calculator where appropriate.
- You are reminded of the need for good English and clear presentation in your answers.

For Examiner's Use	
Question	Mark
1	
2	
3	
4	
5	
6	
7	
8	
9	
<b>TOTAL</b>	



0 1

Many human actions are reflexes.

0 1 . 1

Which **two** of the following are examples of reflex actions?

[2 marks]

Tick **two** boxes.

Jumping in the air to catch a ball

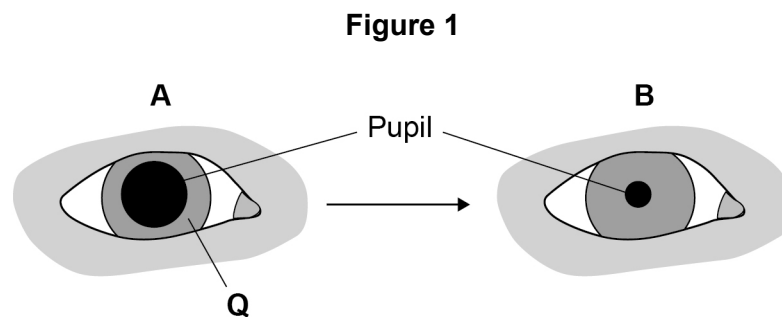
Raising a hand to protect the eyes in bright light

Releasing saliva when food enters the mouth

Running away from danger

Withdrawing the hand from a sharp object

**Figure 1** shows how the size of the pupil of the human eye can change by reflex action.



0 1 . 2

Name **one** stimulus that would cause the pupil to change in size from **A** to **B**, as shown in **Figure 1**.

[1 mark]

\_\_\_\_\_



**0 1 . 3** Structure **Q** causes the change in size of the pupil.

Name structure **Q**.

**[1 mark]**

---

**0 1 . 4** Describe how structure **Q** causes the change in the size of the pupil from **A** to **B**.

**[1 mark]**

---

---

**Question 1 continues on the next page**

**Turn over ►**





**Turn over for the next question**

*Do not write  
outside the  
box*

**DO NOT WRITE ON THIS PAGE  
ANSWER IN THE SPACES PROVIDED**

**Turn over ►**

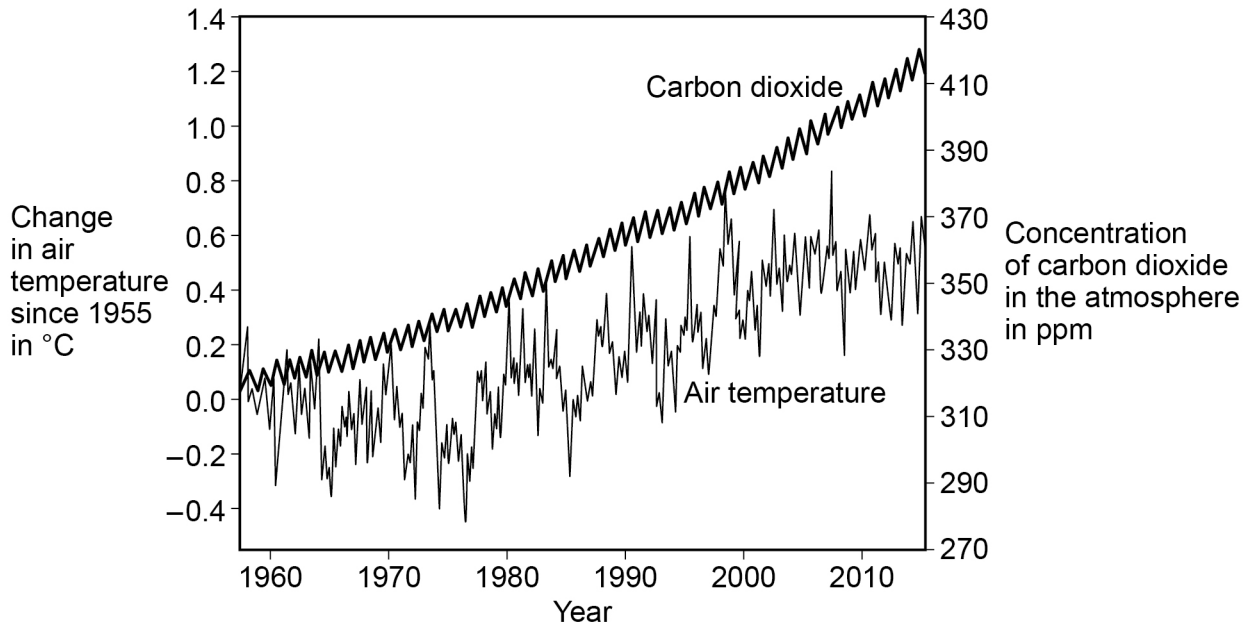


0 2

Many scientists think that global air temperature is related to the concentration of carbon dioxide in the atmosphere.

**Figure 3** shows changes in global air temperature and changes in the concentration of carbon dioxide in the atmosphere.

**Figure 3**



0 2 . 1

Complete **Table 1**.

Use information from **Figure 3**.

[2 marks]

Choose answers from the box.

You may use each answer once, more than once or not at all.

<b>constant</b>	<b>decreasing</b>	<b>increasing</b>
-----------------	-------------------	-------------------

**Table 1**

	1960 – 1977	1977 – 2003	2003 – 2015
<b>Trend in carbon dioxide concentration</b>	Increasing		
<b>Trend in air temperature</b>			





In each year, the concentration of carbon dioxide in the atmosphere is higher in the winter than in the summer.

0 2 . 4

Give **one** human activity that could cause the higher concentration of carbon dioxide in the winter.

[1 mark]

---

---

0 2 . 5

Give **one** biological process that could cause the lower concentration of carbon dioxide in the summer.

[1 mark]

---

---

0 2 . 6

Give **two** possible effects of an increase in global air temperature on living organisms.

[2 marks]

1 \_\_\_\_\_

\_\_\_\_\_

2 \_\_\_\_\_

\_\_\_\_\_





**Turn over for the next question**

*Do not write  
outside the  
box*

**DO NOT WRITE ON THIS PAGE  
ANSWER IN THE SPACES PROVIDED**

**Turn over ►**

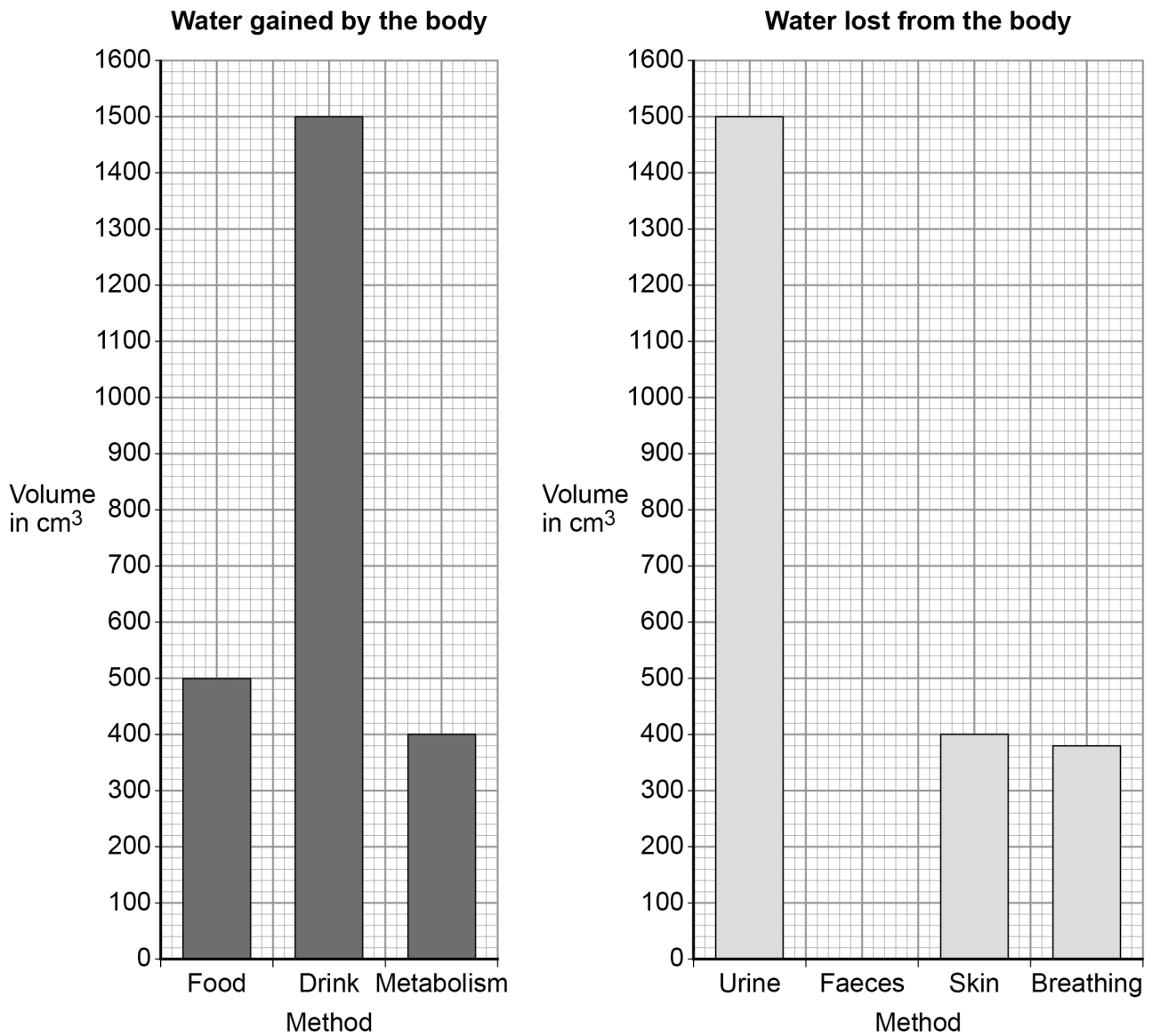


0 3

It is important to maintain water balance in the body.

**Figure 4** shows how much water a person gained and lost by different methods in one day.

**Figure 4**



When water is balanced, the volume of water taken in by the body is equal to the volume of water lost from the body.

**0 3 . 1** Calculate the volume of water the person lost in one day in faeces.

Use information from **Figure 4**.

**[2 marks]**

---



---



---



---

Volume lost in faeces = \_\_\_\_\_ cm<sup>3</sup>

**0 3 . 2** **Figure 4** shows that one method of gaining water is by metabolism.

Which metabolic process produces water?

**[1 mark]**

Tick **one** box.

Breakdown of protein to amino acids

Changing glycogen into glucose

Digestion of fat

Respiration of glucose

**Question 3 continues on the next page**

**Turn over ►**



The next day, the person ran a 10-kilometre race.

The volume of water lost from the body through the skin and by breathing increased.

**0 3 . 3** Explain why more water was lost through the skin during the race.

**[2 marks]**

---

---

---

---

**0 3 . 4** Explain why more water was lost by breathing during the race.

**[3 marks]**

---

---

---

---

---

---

**8**



**Turn over for the next question**

*Do not write  
outside the  
box*

**DO NOT WRITE ON THIS PAGE  
ANSWER IN THE SPACES PROVIDED**

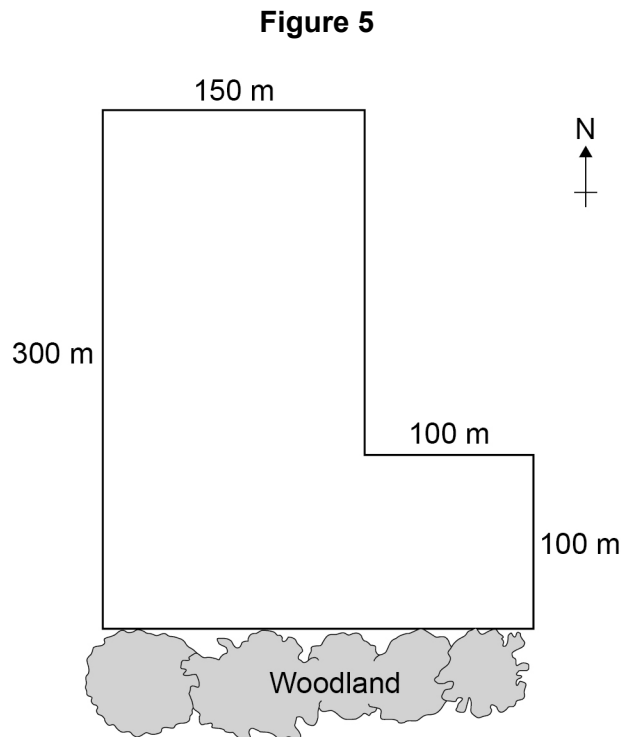
**Turn over ►**



0 4

Some students investigated the size of a population of dandelion plants in a field.

**Figure 5** shows the field.



The students:

- placed a 1 m x 1 m square quadrat at 10 random positions in the field
- counted the number of dandelion plants in each quadrat.

**Table 2** shows the students' results.

**Table 2**

Quadrat number	Number of dandelion plants
1	6
2	9
3	5
4	8
5	0
6	10
7	2
8	1
9	8
10	11









0 4 . 4

Light is an environmental factor that affects the growth of dandelion plants.

Give **two** other environmental factors that affect the growth of dandelion plants.

**[2 marks]**

1 \_\_\_\_\_

2 \_\_\_\_\_

**Turn over for the next question**

*Do not write  
outside the  
box*

14

**Turn over ►**



**0 5**

Cell division is needed for growth and for reproduction.

**0 5** . **1****Table 3** contains three statements about cell division.Complete **Table 3**.**[2 marks]**Tick **one** box for each statement.**Table 3**

Statement	Statement is true for		
	Mitosis only	Meiosis only	Both mitosis and meiosis
All cells produced are genetically identical			
In humans, at the end of cell division each cell contains 23 chromosomes			
Involves DNA replication			



Bluebell plants grow in woodlands in the UK.

- Bluebells can reproduce sexually by producing seeds.
- Bluebells can also reproduce asexually by making new bulbs.

0 5 . 2

One advantage of asexual reproduction for bluebells is that only **one** parent is needed.

Suggest **two** other advantages of asexual reproduction for bluebells.

[2 marks]

1

2

0 5 . 3

Explain why sexual reproduction is an advantage for bluebells.

[4 marks]

8

Turn over ►

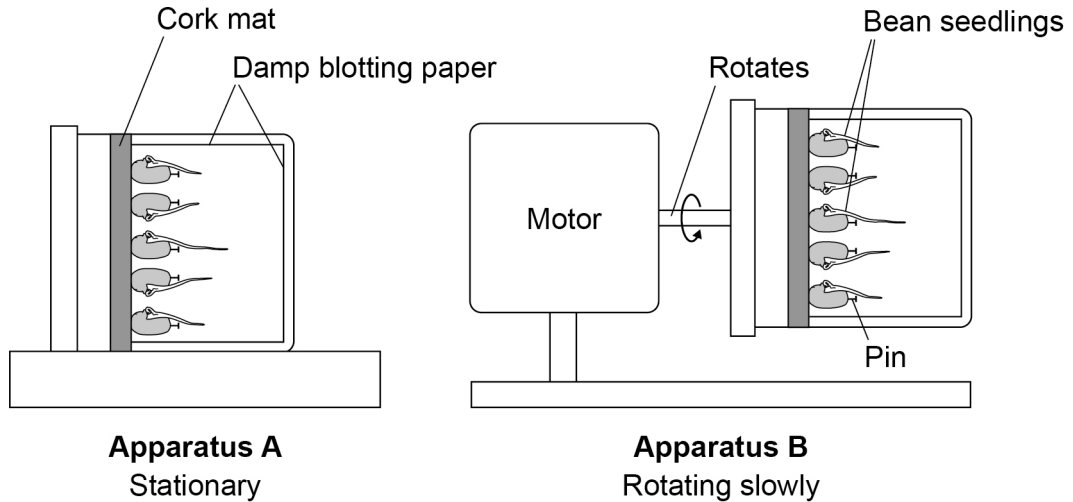


0 6

Some students investigated geotropism in the roots of bean seedlings.

**Figure 6** shows the apparatus used.

**Figure 6**



This is the method used.

1. Measure the length of the root of each of 10 bean seedlings.
2. Pin 5 seedlings to the cork mat in apparatus **A**.
3. Pin 5 seedlings to the cork mat in apparatus **B**.
4. Leave **A** and **B** in a dark cupboard for 2 days.
5. After the 2 days:
  - make a drawing to show the appearance of each seedling
  - measure the length of the root of each seedling.

0 6

. 1

Why did the students surround the seedlings with damp blotting paper?

[1 mark]

Tick **one** box.

To prevent light affecting the direction of root growth

To prevent photosynthesis taking place in the roots

To prevent the growth of mould on the roots

To prevent water affecting the direction of root growth



Apparatus **B** is a control.

Apparatus **B** rotates slowly.

0 6 . 2 How does apparatus **B** act as a control?

[1 mark]

---



---

Table 4 shows the students' results.

Table 4

	Apparatus A					Apparatus B				
Seedling number	1	2	3	4	5	1	2	3	4	5
Length at start in mm	35	41	32	33	39	30	33	29	28	31
Length after 2 days in mm	49	57	43	45	54	45	45	44	29	44
Length change in mm	14	16	11	12	15	15	12	15	1	13
Mean length change in mm	14					11				

0 6 . 3 One student stated:

'The mean length change for the seedlings in apparatus **B** is **not** valid.'

Suggest the reason for the student's statement.

[1 mark]

---



---

0 6 . 4 Suggest **one** improvement the students could make to obtain a more valid mean length change for the seedlings in apparatus **B**.

[1 mark]

---



---

Turn over ►





0 6 . 6

In horticulture plant hormones are used for controlling plant growth.

Draw **one** line from each plant hormone to the correct use of that hormone.

**[3 marks]****Plant hormone****Use of hormone**

Auxin

To reduce the time taken  
for tomatoes to ripen

Ethene

To slow down the growth of  
plant stems

Gibberellin

To promote seed  
germinationTo stimulate root growth  
in plant cuttings

---

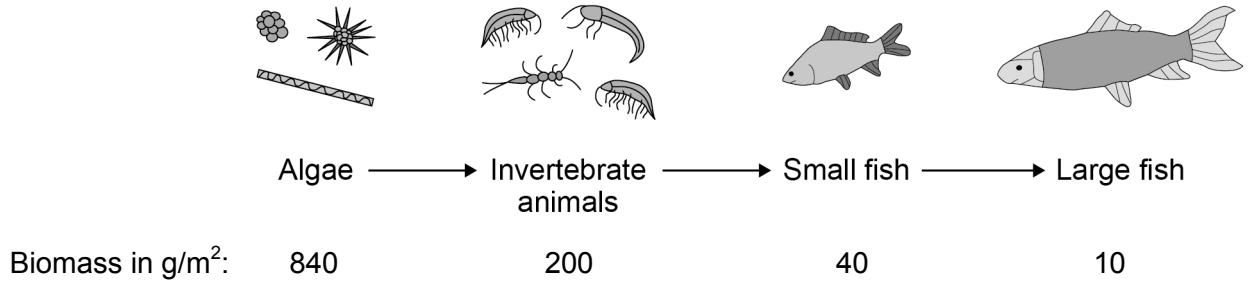
10**Turn over for the next question****Turn over ►**

0 7

Figure 8 shows:

- a food chain for organisms in a river
- the biomass of the organisms at each trophic level.

Figure 8



0 7 . 1

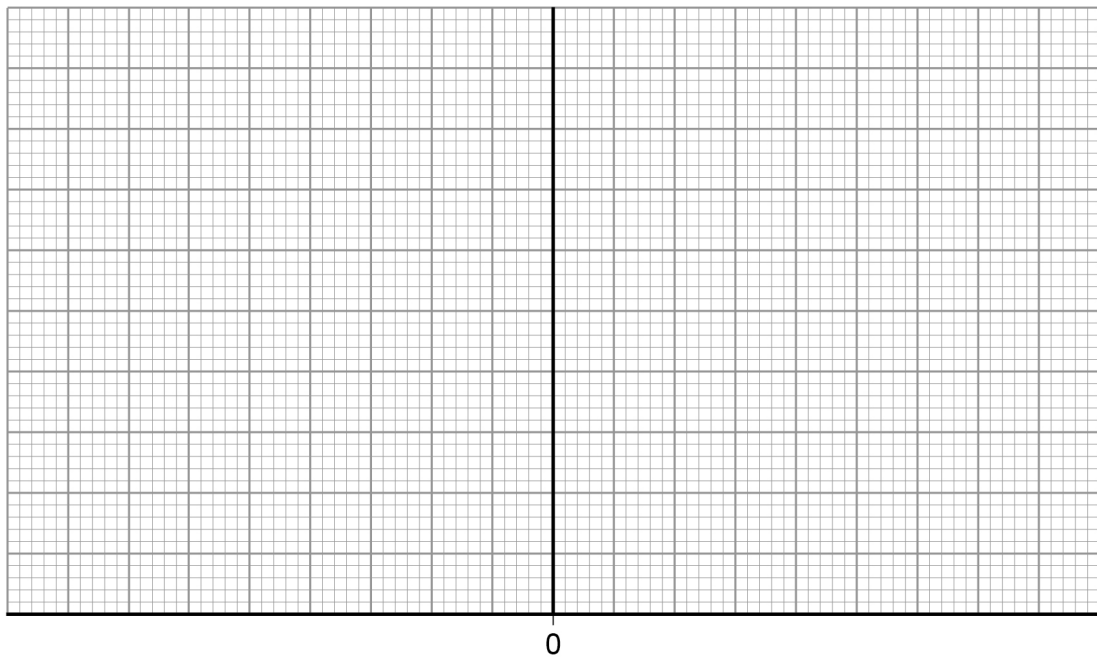
Draw a pyramid of biomass for the food chain in Figure 8 on Figure 9.

You should:

- use a suitable scale
- label the x-axis
- label each trophic level.

[4 marks]

Figure 9





07.2

Calculate the percentage of the biomass lost between the algae and the large fish.

Give your answer to 2 significant figures.

**[3 marks]**

---

---

---

---

---

---

---

Percentage loss = \_\_\_\_\_

07.3

Give **one** way that biomass is lost between trophic levels.**[1 mark]**

---

---

**Question 7 continues on the next page****Turn over ►**



**Turn over for the next question**

*Do not write  
outside the  
box*

**DO NOT WRITE ON THIS PAGE  
ANSWER IN THE SPACES PROVIDED**

**Turn over ►**



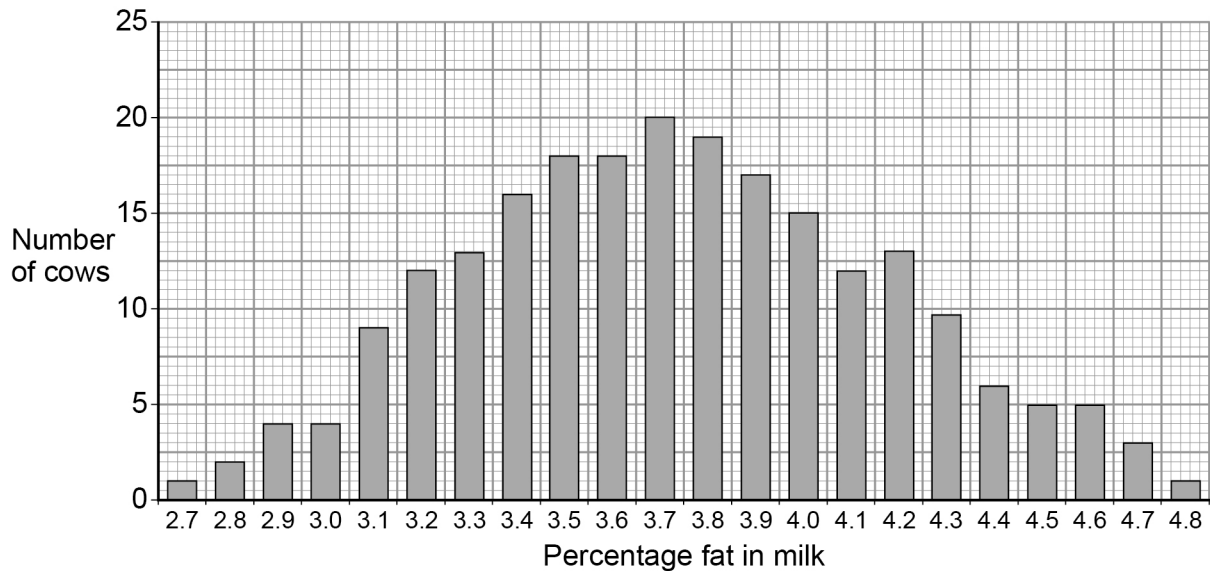
0 8

Scientists want to breed cows that produce milk with a low concentration of fat.

**Figure 10** shows information about the milk in one group of cows.

The cows were all the same type.

**Figure 10**



0 8 . 1

In **Figure 10** the mean percentage of fat in the milk is equal to the modal value.

Give the mean percentage of fat in the milk of these cows.

[1 mark]

Mean percentage = \_\_\_\_\_

0 8 . 2

A student suggested:

'The percentage of fat in milk is controlled by one dominant allele and one recessive allele.'

How many different phenotypes would this produce?

[1 mark]

Tick **one** box.

2	<input type="checkbox"/>
---	--------------------------

3	<input type="checkbox"/>
---	--------------------------

22	<input type="checkbox"/>
----	--------------------------

46	<input type="checkbox"/>
----	--------------------------



**0 8 . 3**

Give the evidence from **Figure 10** which shows the percentage of fat in the milk is controlled by several genes.

**[1 mark]**

---

---

**0 8 . 4**

One of the genes codes for an enzyme used in fat metabolism.

A mutation in this gene causes a reduction in milk fat.

The mutation changes one amino acid in the enzyme molecule.

Explain how a change in one amino acid in an enzyme molecule could stop the enzyme working.

**[3 marks]**

---

---

---

---

---

---

**Question 8 continues on the next page**

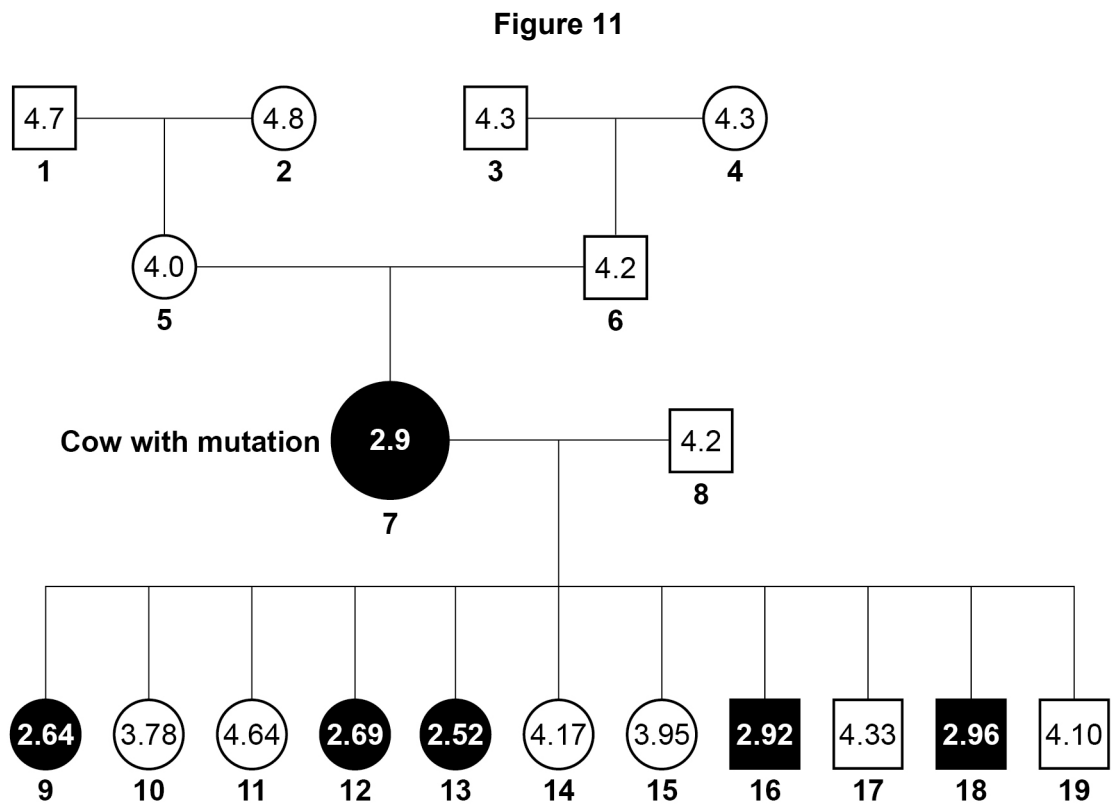
**Turn over ►**

The scientists found one cow with a mutation.

The cow's milk contained only 2.9% fat.

**Figure 11** shows the percentage of fat in the milk of cattle related to the cow with the mutation.

The values for male cattle are the mean values of their female offspring.



**Key**

- Female with low-fat milk
- Male whose female offspring have low-fat milk
- Female with high-fat milk
- Male whose female offspring have high-fat milk



0 8 . 5

Animal 8 is homozygous.

The mutation in animal 7 produced a dominant allele for making low-fat milk.

Give evidence from **Figure 11** that animal 7 is heterozygous.**[1 mark]**


---



---

0 8 . 6

Animals 7 and 8 produced 11 offspring. These offspring were produced by in vitro fertilisation (IVF).

The embryos from IVF were transferred into 11 other cows.

Suggest why IVF and embryo transfer were used rather than allowing animals 7 and 8 to mate naturally.

**[1 mark]**


---



---

0 8 . 7

Draw a Punnett square diagram to show a cross between animals 7 and 8.

Identify which offspring produce low-fat milk and which offspring produce high-fat milk.

**[4 marks]**

Use the following symbols:

**D** = dominant allele for making low-fat milk**d** = recessive allele for making high-fat milk

Turn over ►







0 9

Figure 12 shows a ring-tailed lemur.

Figure 12



Table 5 shows part of the classification of the ring-tailed lemur.

Table 5

Classification group	Name
Kingdom	<i>Animalia</i>
Phylum	<i>Chordata</i>
	<i>Mammalia</i>
	<i>Primates</i>
	<i>Lemuroidea</i>
Genus	<i>Lemur</i>
	<i>catta</i>

0 9 . 1

Complete Table 5 to give the names of the missing classification groups.

[2 marks]

0 9 . 2

Give the binomial name of the ring-tailed lemur.

Use information from Table 5.

[1 mark]

Turn over ►



Lemurs are only found on the island of Madagascar.

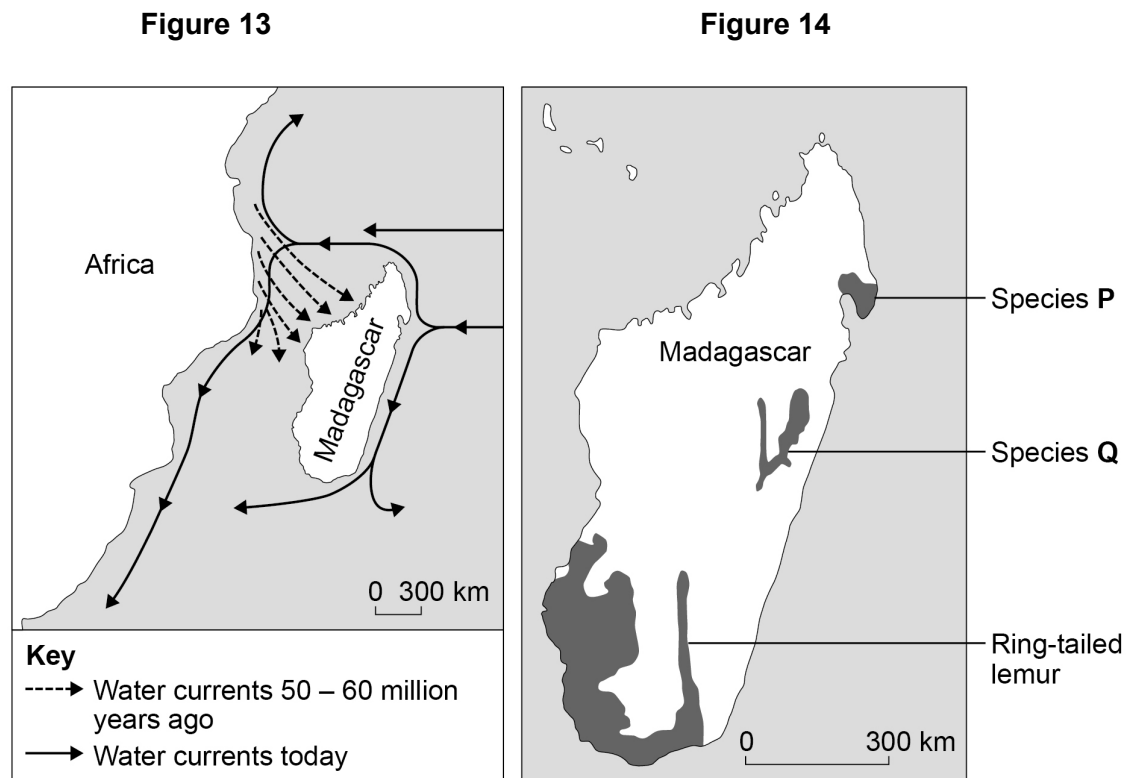
Madagascar is off the coast of Africa.

Scientists think that ancestors of modern lemurs evolved in Africa and reached Madagascar about 50-60 million years ago.

Today there are many species of lemur living on Madagascar.

**Figure 13** shows information about water currents.

**Figure 14** shows the distribution of three species of lemur on Madagascar.



0 9 . 3

Suggest how ancestors of modern lemurs reached Madagascar.

[1 mark]

---



---





**There are no questions printed on this page**

**DO NOT WRITE ON THIS PAGE  
ANSWER IN THE SPACES PROVIDED**

**Copyright information**

For confidentiality purposes, from the November 2015 examination series, acknowledgements of third party copyright material will be published in a separate booklet rather than including them on the examination paper or support materials. This booklet is published after each examination series and is available for free download from [www.aqa.org.uk](http://www.aqa.org.uk) after the live examination series.

Permission to reproduce all copyright material has been applied for. In some cases, efforts to contact copyright-holders may have been unsuccessful and AQA will be happy to rectify any omissions of acknowledgements. If you have any queries please contact the Copyright Team, AQA, Stag Hill House, Guildford, GU2 7XJ.

Copyright © 2018 AQA and its licensors. All rights reserved.

